

Slim PCB Relay SNR

- 1 pole 6 A, 1 CO or 1 NO contact
- Only 5 mm wide
- Sensitive coil 170 mW
- 4 kV coil-contact, 6 / 8 mm clearance/creepage, NO version with 8 / 8 mm clearance/creepage on request
- Reinforced insulation (protection class II)
- Allows high function-/packing density
- Cadmium-free contacts, AgNi 90/10 for AC-loads
- RoHS compliant (Directive 2002/95/EC) as per product date code 0404

Applications: centralized and decentralized heating control, extremely narrow interface elements, interface technology, timers, PLC's, I/O modules, I/O-ports



F0140-C

Approvals

 REG.-Nr. 6666,  E214024
Technical data of approved types on request

Contact data

Contact configuration	1CO or 1NO		
Contact set	single contact		
Type of interruption	micro disconnection		
Rated current	6 A		
Rated voltage / max.switching voltage AC	240/400 VAC		
Maximum breaking capacity AC	1500 VA		
Limiting making capacity, max 4 s, duty factor 10%	10 A		
Contact material	AgSnO ₂	AgSnO ₂	AgNi90/10 gold plated
Minimum contact load	100mA, 12V	50mW	100mA, 12V
Mechanical endurance	10x10 ⁶ cycles		
Rated frequency of operation with / without load	6 / 1200 min ⁻¹		

Contact ratings

Type	Load	Cycles
V23092-****-A302	3(1,5)A, 250VAC, 85°C, 1mm mounting distance, 6 cycles / min, EN60730-1	100x10 ³
V23092-****-A302	5(1,5)A, 250VAC, 85°C, 0,5mm mounting distance, 6 cycles / min, EN60730-1	10x10 ³
V23092-	Pilot Duty R300 28 VDC, 85°C, 6000 cycles, UL508	
V23092-	Pilot Duty B300 240 VAC, 85°C, 6000 cycles, UL508	

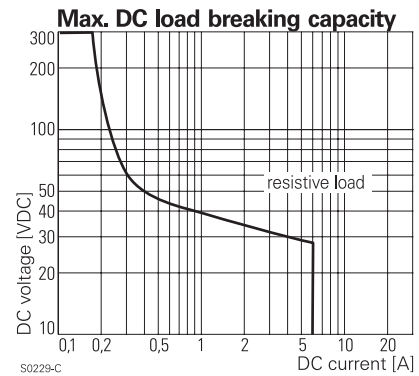
Coil data

Rated coil voltage range DC coil	5...60 VDC
Coil power DC coil	typ. 170 mW
Operative range	2

Coil versions, DC-coil

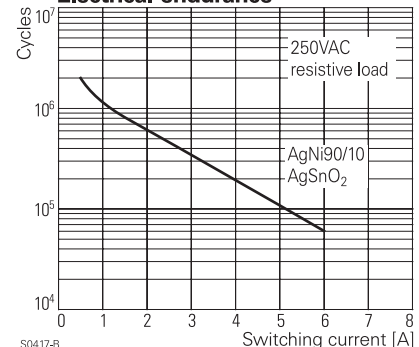
Coil code	Rated voltage VDC	Operate voltage VDC	Release voltage VDC	Coil resistance Ohm	Rated coil power mW
005	5	3.5	0.25	147 ± 10%	170
012	12	8.4	0.6	848 ± 10%	170
024	24	16.8	1.2	3390 ± 10%	170
048	48	33.6	2.4	10600 ± 15%	217

All figures are given for coil without preenergization, at ambient temperature +23°C
Other coil voltages on request



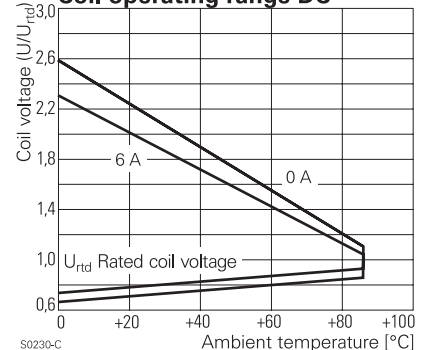
S0229-C

Electrical endurance



S0417-B

Coil operating range DC



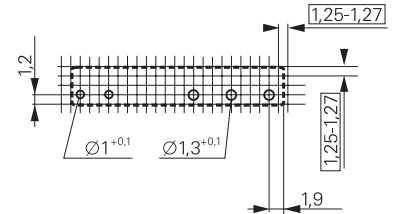
S0230-C

Insulation

Dielectric strength coil-contact circuit	4000 V _{rms}
open contact circuit	1000 V _{rms}
Clearance / creepage coil-contact circuit	≥ 6 / 8 mm
Material group of insulation parts	IIIa
Tracking index of relay base	PTI 250
Insulation to IEC 60664-1	
Type of insulation coil-contact circuit	reinforced
open contact circuit	functional
Rated insulation voltage	250 V
Pollution degree	3
Rated voltage system	230 V
Overvoltage category	III

PCB layout / terminal assignment

Bottom view on solder pins

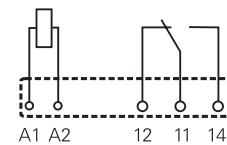


S0258-AA

Other data

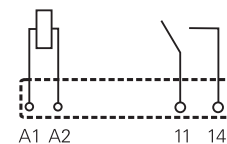
RoHS - Directive 2002/95/EC	compliant as per product date code 0404
Flammability class according to UL94	V-0
Ambient temperature range	-40...+85°C
Operate- / release time	5 / 2,5 ms
Bounce time NO / NC contact	1,5 / 5 ms
Vibration resistance (function) NO / NC contact	10 / 5 g
Shock resistance (function) NO / NC contact	10 / 5 g
Shock resistance (destruction)	30 g
Category of protection	RTIII - wash tight
Mounting	pcb
Mounting position	any
Minimum mounting distance	0 mm
Resistance to soldering heat	260°C / 5 s
Relay weight	6 g
Packaging unit	20 / 1000 pcs

1 CO contact



S0258-AB

1 NO contact



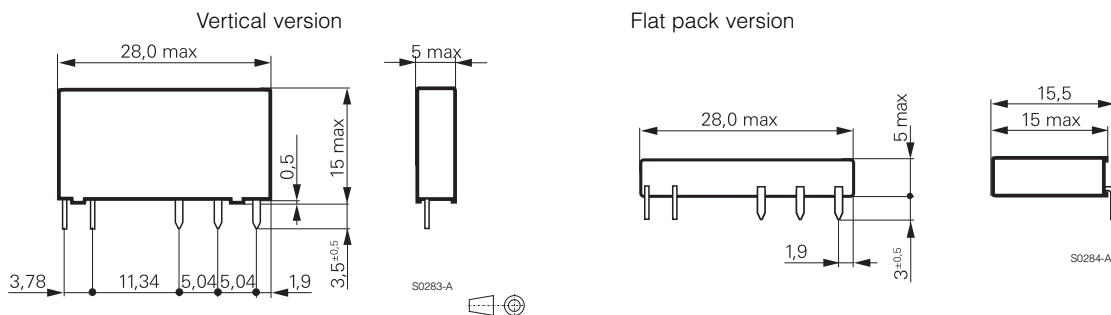
S0258-AC

Accessories

For details see datasheet

Accessories SNR

Dimensions



Product key

V 2 3 0 9 2 - 1 - A

Type

Version

A PCB vertical version **B** PCB flat pack version

Version

1 wash tight

Coil

Coil code: please refer to coil versions table

Contact system

A standard

Contact material

2 AgSnO₂, gold plated **3** AgSnO₂
8 AgNi 90/10

Contact configuration

01 1 CO contact **02** 1 NO contact

NO version with 8/8 mm clearance and creepage and other types on request

Product key	Version	Contacts	Contact material	Coil	Part number
V23092-A1005-A201	PCB	1 CO contact	AgSnO ₂ , gold pl.	5 VDC	0-1393236-1
V23092-A1005-A202	vertical version	1 NO contact			8-1415067-1
V23092-A1005-A301	wash tight	1 CO contact	AgSnO ₂		0-1393236-2
V23092-A1005-A302		1 NO contact			9-1415067-1
V23092-A1005-A801		1 CO contact	AgNi 90/10		1-1415068-1
V23092-A1005-A802		1 NO contact			0-1415068-1
V23092-A1012-A201		1 CO contact	AgSnO ₂ , gold pl.	12 VDC	0-1393236-4
V23092-A1012-A202		1 NO contact			0-1393236-5
V23092-A1012-A301		1 CO contact	AgSnO ₂		0-1393236-7
V23092-A1012-A302		1 NO contact			0-1393236-8
V23092-A1012-A801		1 CO contact	AgNi 90/10		1-1393236-3
V23092-A1012-A802		1 NO contact			2-1415068-1
V23092-A1024-A201		1 CO contact	AgSnO ₂ , gold pl.	24 VDC	2-1393236-1
V23092-A1024-A202		1 NO contact			2-1393236-2
V23092-A1024-A301		1 CO contact	AgSnO ₂		2-1393236-4
V23092-A1024-A302		1 NO contact			2-1393236-5
V23092-A1024-A801		1 CO contact	AgNi 90/10		3-1393236-0
V23092-A1024-A802		1 NO contact			5-1415063-1
V23092-A1048-A201		1 CO contact	AgSnO ₂ , gold pl.	48 VDC	3-1393236-5
V23092-A1048-A202		1 NO contact			3-1393236-6
V23092-A1048-A301		1 CO contact	AgSnO ₂		3-1393236-7
V23092-A1048-A302		1 NO contact			3-1393236-8
V23092-A1048-A801		1 CO contact	AgNi 90/10		3-1393236-9
V23092-A1048-A802		1 NO contact			3-1415068-1