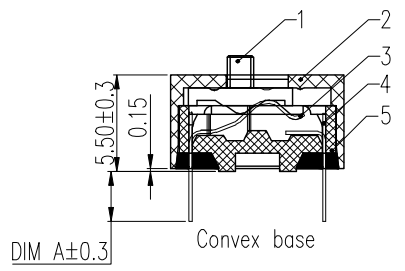
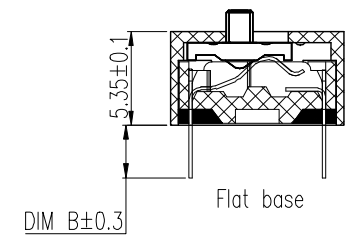
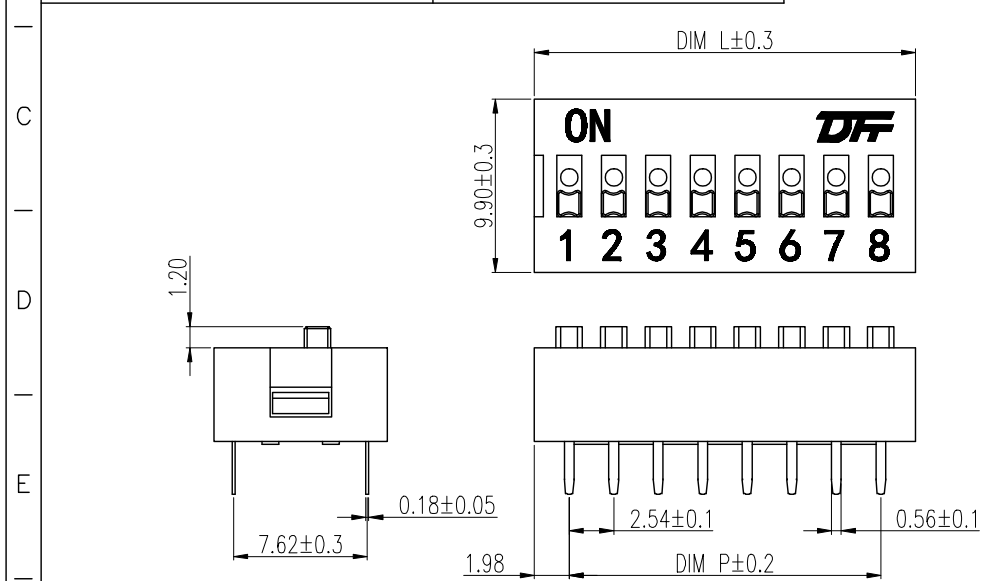


DIM A/B	Long Pin	Short Pin
Convex base	3.65	2.85
Flat base	3.80	3.00

REV	ECN	CONTENT	CHECK	DATE
V0.0		ORIGINAL	YZG	2016.09.15
V1.0		arrange the drawing	LJ	2019.09.21
V2.0		arrange the drawing	WL	2020.06.03



- SPECIFICATION:**
- Rating:
 - Switching: 25mA,24VDC
 - Non-Switching: 100mA,50VDC
 - Contact Resistance:
 - Initial: 50mΩmax
 - After Life Test: 100mΩ max
 - Insulation Resistant: 100MΩ min/500 VDC
 - Withstand Voltage: 300VAC for 1 minute
 - Operation Force: 1000g max
 - Travel: 2.0mm
 - Mechanical Life: min 2000 cycles
 - Operation Temperature: -40℃~+85℃
 - Storage Temperature: -40℃~+85℃
 - RoHS Compliance

SOLDERING INFORMATION:
 Manual Soldering: 30W iron, 320±5℃, 3S max
 Wave Soldering: 260±5℃, 5S max
 Keep in "off" position during soldering



HOW TO ORDER
 KF1001-XXP-XX X X - XXX-XXX

Series: KF1001
 Positions: XX
 Color: X
 Special number: XXX-XXX

L: Long pin
 S: Short pin

G: Convex base
 F: Flat base

Color: R0:Red, B0:Blue, K0:Black

POLES	DIM P	DIM L
1	/	3.96
2	2.54	6.50
3	5.08	9.04
4	7.62	11.58
5	10.16	14.12
6	12.70	16.66
7	15.24	19.20
8	17.78	21.74
9	20.32	24.28
10	22.86	26.82
11	25.40	29.36
12	27.94	31.90

5	Base	XX	1	Thermoplastic	UL94V-0
4	Pin2	XX	P	Coppo Alloy	Gold Plated
3	Pin1	XX	P	Coppo Alloy	Gold Plated
2	Housing	XX	1	Thermoplastic	UL94V-0
1	Actuator	XX	P	Thermoplastic	UL94V-0
ITEM	NAME OF PART	NO. OF PART	Q'TY	MATERIAL	NOTE
APP.		DATE		NAME	KF1001-XXP-XXXX-DFT-XXX
CHK.		DATE		DWGNO.	W20000012
DWG.		DATE		SHEET	1/1
UNITS	MM	SCALE	1:1	PROJECTION-METHOD	☉ ☒

General tolerance in mm						radii and chamfers			shorter angle side			=			— //			
over 0.5	over 3	over 6	over 30	over 120	over 400	over 0.5	over 3	over 6	up to 10	over 10 to 50	over 50 to 120	all	over 0 to 100	over 100 to 150	over 150			
±0.15	±0.2	±0.25	±0.3	±0.5	±0.8	±0.2	±0.5	±1.0	±1°	±30'	±20'	0.5	0.2	0.3	0.5			

DF 慈溪市凯峰电子有限公司
 CIXI KAIFENG ELECTRONICS CO., LTD