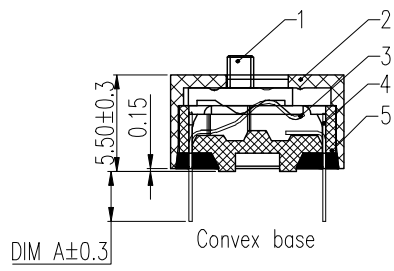
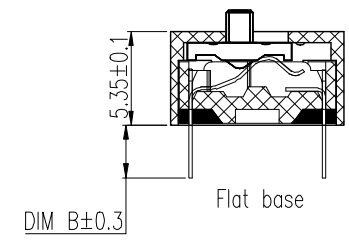
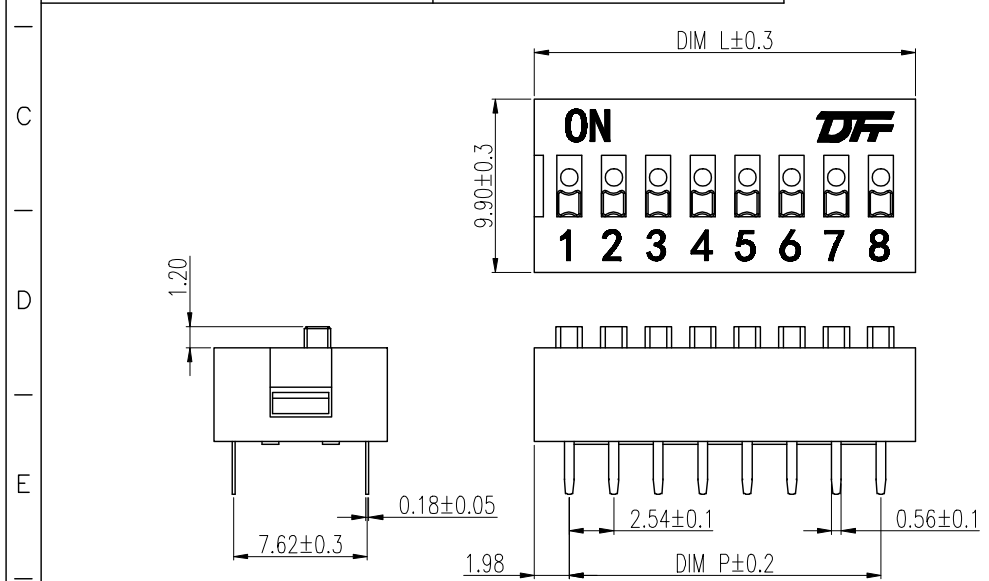


DIM A/B	Long Pin	Short Pin
Convex base	3.65	2.85
Flat base	3.80	3.00

REV	ECN	CONTENT	CHECK	DATE
V0.0		ORIGINAL	YZG	2016.09.15
V1.0		arrange the drawing	LJ	2019.09.21
V2.0		arrange the drawing	WL	2020.06.03



- SPECIFICATION:**
- Rating:
    - Switching: 25mA,24VDC
    - Non-Switching: 100mA,50VDC
  - Contact Resistance:
    - Initial: 50mΩmax
    - After Life Test: 100mΩ max
  - Insulation Resistant: 100MΩ min/500 VDC
  - Withstand Voltage: 300VAC for 1 minute
  - Operation Force: 1000g max
  - Travel: 2.0mm
  - Mechanical Life: min 2000 cycles
  - Operation Temperature: -40℃~+85℃
  - Storage Temperature: -40℃~+85℃
  - RoHS Compliance

**SOLDERING INFORMATION:**  
 Manual Soldering: 30W iron, 320±5℃, 3S max  
 Wave Soldering: 260±5℃, 5S max

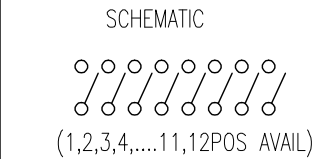
Keep in "off" position during soldering

**HOW TO ORDER**  
 KF1001-XXP-XX X X - XXX-XXX

Series: KF1001  
 Positions: XX  
 Color: XX  
 Special number: XXX-XXX

L: Long pin  
 S: Short pin

G: Convex base  
 F: Flat base



POLES	DIM P	DIM L
1	/	3.96
2	2.54	6.50
3	5.08	9.04
4	7.62	11.58
5	10.16	14.12
6	12.70	16.66
7	15.24	19.20
8	17.78	21.74
9	20.32	24.28
10	22.86	26.82
11	25.40	29.36
12	27.94	31.90

5	Base	XX	1	Thermoplastic	UL94V-0
4	Pin2	XX	P	Coppo Alloy	Gold Plated
3	Pin1	XX	P	Coppo Alloy	Gold Plated
2	Housing	XX	1	Thermoplastic	UL94V-0
1	Actuator	XX	P	Thermoplastic	UL94V-0
ITEM	NAME OF PART	NO. OF PART	Q'TY	MATERIAL	NOTE
APP.	DATE	NAME		KF1001-XXP-XXXX-DFT-XXX	
CHK.	DATE	DWGNO.		W20000012	
DWG.	DATE	SHEET	1/1	PROJECTION-METHOD	☉ ☒
UNITS	MM	SCALE	1:1		

General tolerance in mm						radii and chamfers			shorter angle side			≡			— //			
over 0.5	over 3	over 6	over 30	over 120	over 400	over 0.5	over 3	over 6	up to 10	over 10 to 50	over 50 to 120	all	over 0 to 100	over 100 to 150	over 150			
±0.15	±0.2	±0.25	±0.3	±0.5	±0.8	±0.2	±0.5	±1.0	±1°	±30'	±20'	0.5	0.2	0.3	0.5			

**DF** 慈溪市凯峰电子有限公司  
 CIXI KAIFENG ELECTRONICS CO., LTD