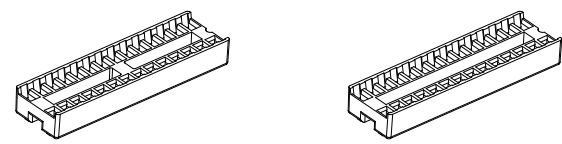


Dept	
Qty	
DC	1
ED	1
IE	1
ISO	1
PD	1
R&D	1
SD	1
QA	1
QC	1
QE	1

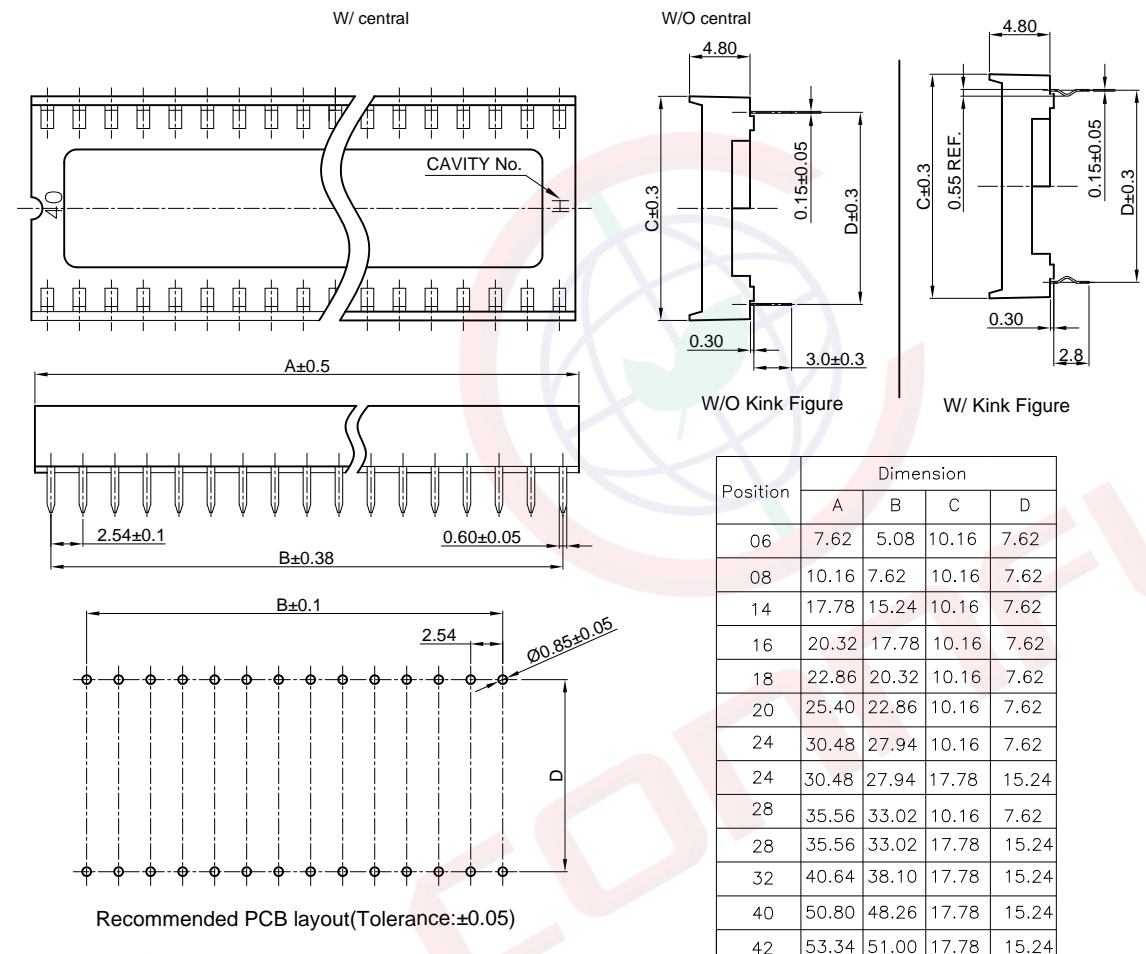
The information provided herein is from CONNELY Electronic Co., Ltd. and is confidential. Any disclosure to a party other than the recipient is prohibited. The intellectual properties and its rights contained herein, including but not limited to, trademarks, patents, copyrights, trade secrets, and technical know-how, are owned exclusively by CONNELY or its affiliates. Unauthorized use or reproduction of any part of this document is strictly prohibited. CONNELY may enforce its intellectual property rights at its own discretion, failures or delays to exercise such rights does not constitute a waiver of such rights.

REV.	DESCRIPTION	DRAWN	CHECKED	APPROVED
A	NEW RELEASE	LJH 09/28/05'	~	LJC 09/28/05'
B	ADD W/ Kink Figure	LL 11/04/06'	~	LJC 11/04/06'
C	ADD P/N Code	LJC 12/10/13'	~	LJC 12/10/13'
D	DRAWING UPDATE	JLZ 08/14/18'	~	




NOTES:

- Electrical characteristics:
 - Contact resistance: 20mΩ Max.
 - Dielectric withstanding voltage: 500V AC(rms) for 1 minute.
 - Insulation resistance: 1000MΩ Min.
- Environment characteristics:
 - Temperature: -20°C~+105°C.
- Product number code:
 DS1009 - X X X X - X X X
 Packing Type(Box):
 2: 2 inner box/outer box
 4: 4 inner box/outer box
 6: 6 inner box/outer box
 Product Packing Type:
 A: Tube + Plastic Nail
 B: Tube + Rubber
 C: Foam Board
 Housing Material:
 0: PBT UL94 V-0
 2: PBT UL94 HB
 Central support
 S: W/ central support
 X: W/O centralsupport
 Width(DIM D)
 N: 7.62mm(06~28p)
 W: 15.24mm(24~42p)
 Contact plating
 T1: Tin
 Contact type
 A: W/O kink
 B: W/ kink
 No.of contacts
 06 08 14 16 18 20 24 28 32
 40 42



Position	Dimension			
	A	B	C	D
06	7.62	5.08	10.16	7.62
08	10.16	7.62	10.16	7.62
14	17.78	15.24	10.16	7.62
16	20.32	17.78	10.16	7.62
18	22.86	20.32	10.16	7.62
20	25.40	22.86	10.16	7.62
24	30.48	27.94	10.16	7.62
24	30.48	27.94	17.78	15.24
28	35.56	33.02	10.16	7.62
28	35.56	33.02	17.78	15.24
32	40.64	38.10	17.78	15.24
40	50.80	48.26	17.78	15.24
42	53.34	51.00	17.78	15.24



(Series Image-Reference Only)

GENERAL TOLERANCE		ANGLE TOLERANCE		PROJECTION		TITLE	2.54mm IC SOCKET
X.	±0.60	X.	±5°	UNITS	mm	Stamping Type	
.X	±0.38	.X	±3°	SHEET SIZE	A4	SERIES	DS1009 SERIES
.XX	±0.25	.XX	±2°	晨翔电子有限公司 CONNFLY ELECTRONIC CO. LTD			
DRAWING TYPE		CUSTOMER					
SCALE		1:1	SHEET 1 OF 1				
DRAWING NO.		C-DS1009-XXXX-XXX-D					