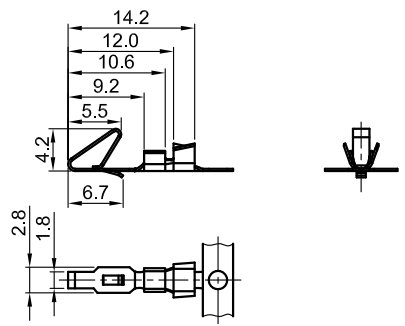


The information provided herein is from CONNELY Electronic Co., Ltd. and is confidential. Any disclosure to a party other than the recipient is prohibited. The intellectual properties and its rights contained herein, including but not limited to, trademarks, patents, copyrights, trade secrets, and technical know-how, are owned exclusively by CONNELY or its affiliates. Unauthorized use of this information in any format or manner. CONNELY may enforce its intellectual property rights at its own discretion; failures or delays to exercise such rights does not constitute a waiver of such rights.

1 2 3 4 5 6 7 8

REV.	DESCRIPTION	DRAWN	CHECKED	APPROVED
A	NEW RELEASE	LL 12/04/06'		LJC 12/04/06'
B	Change Dimension	HZW 04/06/17'		LJC 04/06/17'
C	DRAWING UPDATE	JLZ 09/23/19'		

Female Terminal



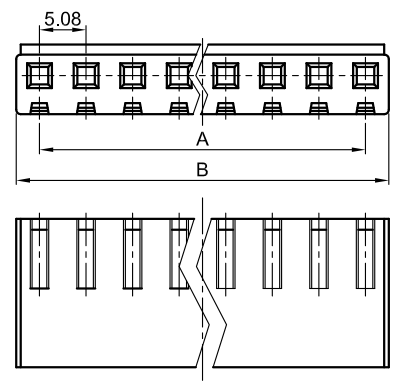
Female Terminal

Wire Range		O.D of Wire
Section Area (mm) ²	AWG#	mm
0.2~0.75	24~18	1.3~2.8

NOTES:

1. MAIN SPECIFICATIONS
 - . Housing material: NYLON 66
 - . Wire range: AWG#24~#18
 - . Rated voltage: 250V
 - . Rated current: 7A
 - . Contact resistance: 30mΩ
 - . Insulation resistance: 1000MΩ
 - . Withstanding voltage: 1500V,AC 1 minute
 - . Temperature range: -25 ~ +85°C
 - . Recommend PC board thickness:1.6mm

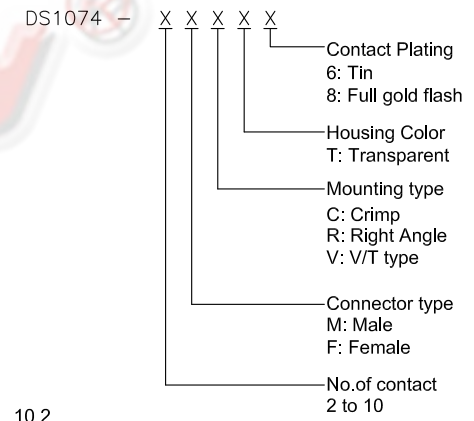
Female Housing



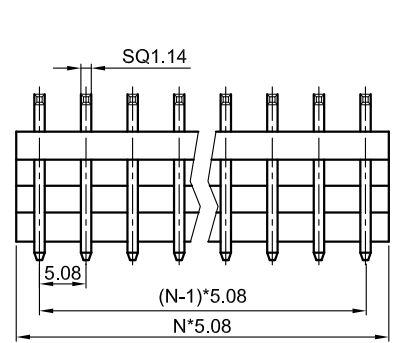
Female Housing

Position	Dimension	
	A	B
2	5.08	10.16
3	10.16	15.24
4	15.24	20.32
5	20.32	25.40
6	25.40	30.48
7	30.48	35.56
8	35.58	40.64
9	40.64	45.72
10	45.72	50.80

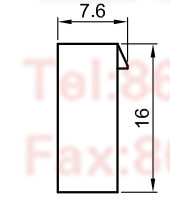
2. PRODUCT NUMBER CODE:



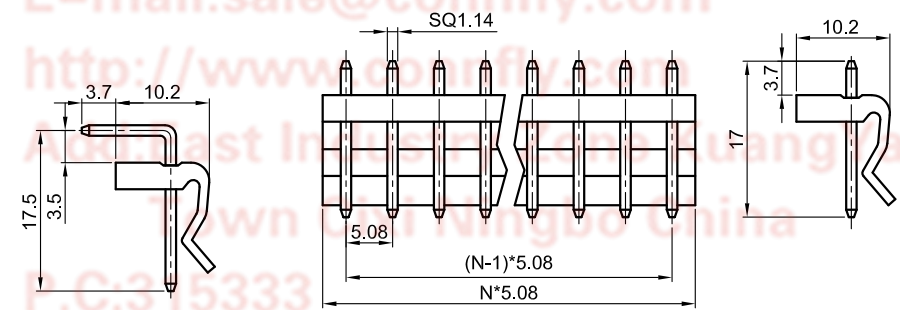
Male Right Angle



N=No. of contacts



Male V/T TYPE



GENERAL TOLERANCE		ANGLE TOLERANCE	
X.	±0.60	X.	±5°
.X	±0.38	.X	±3°
.XX	±0.25	.XX	±2°

PROJECTION	TITLE
	5.08mm Wafer & Housing
UNITS	mm
SHEET SIZE	A4
SERIES	DS1074 SERIES

DRAWING TYPE	CUSTOMER
SCALE	1:1 SHEET 1 OF 1
DRAWING NO.	C-DS1074-XXXXX-C

晨翔电子有限公司
CONNELY CONNELY ELECTRONIC CO. LTD

1 2 3 4 5 6 7 8