






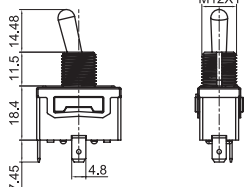

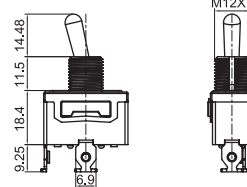

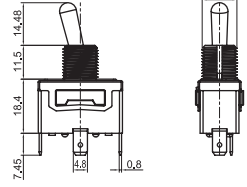

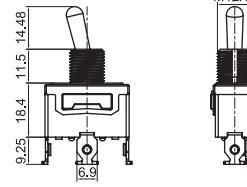

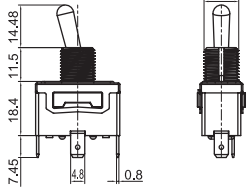



名称 / 外观 Product Appearance	操作类型 Operation	触点 Contact	产品型号 Model	额定电压 / 电流 Rated Voltage/Current
	拨动式 Toggle	ON OFF	QN101A-10J	AC:250V/15A
	拨动式 Toggle	ON OFF	QN101A-10L	
	拨动式 Toggle	ON ON	QN101A-20J	
	拨动式 Toggle	ON ON	QN101A-20L	
	拨动式 Toggle	ON OFF ON/ ↑ ON OFF ON ↑ /ON OFF ON ↑	QN101A-30J	
	拨动式 Toggle	ON OFF ON/ ↑ ON OFF ON ↑ /ON OFF ON ↑	QN101A-30L	

 QN101A-10J		 QN101A-10L	
 QN101A-20J		 QN101A-20L	
 QN101A-30J		 QN101A-30L	